

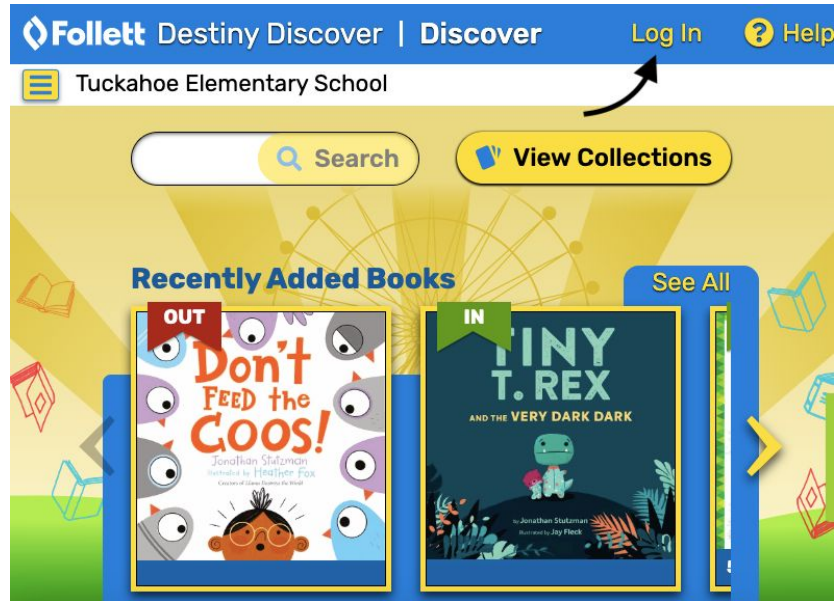
## Access Information for Destiny Discover (Library catalog) and Student Databases

For first time access to Destiny Discover (library catalog):

1. Go to <https://www.apsva.us/library-services/catalog/> and follow directions on the webpage.

To access ebooks, audiobooks, and student accounts (through Destiny Discover):

1. In Destiny Discover, click “log in” at the top right corner.



2. Select the blue “APS MyAccess” bar to log in (***using the username/password bars in white will not work***).



Tuckahoe Elementary School

Log in using your account with

APS MyAccess

Or

Log in using your Follett account

Username


Password

Trouble logging in? Ask your media specialist or librarian.

Cancel Submit

Students log in with their **username** (lunch number) and **password (6 digit/character password)**. Once logged in, students can see what books they have checked out and borrow ebooks and audiobooks, which they can read on their iPad.

*\*Some of our ebooks are available directly through Destiny Discover, and some are available through Mackin. If the book is from Mackin, students should be automatically redirected to the page in Mackin, but occasionally Mackin will require students to re-login and search in Mackin for the title. A book checked out through Mackin can also be accessed via the Mackin app.*



**To access databases from home (PebbleGo, Britannica, WorldBook, etc.):**

**Accessing the databases on the iPad** (see illustrated pictures on page 2)

1. Open the **MackinVIA app** on the APS student iPad. If the App is not installed, go to the *APS app catalog*, search MackinVIA, click on it and click “Install.” The app will say “processing” and will install on the APS iPad.

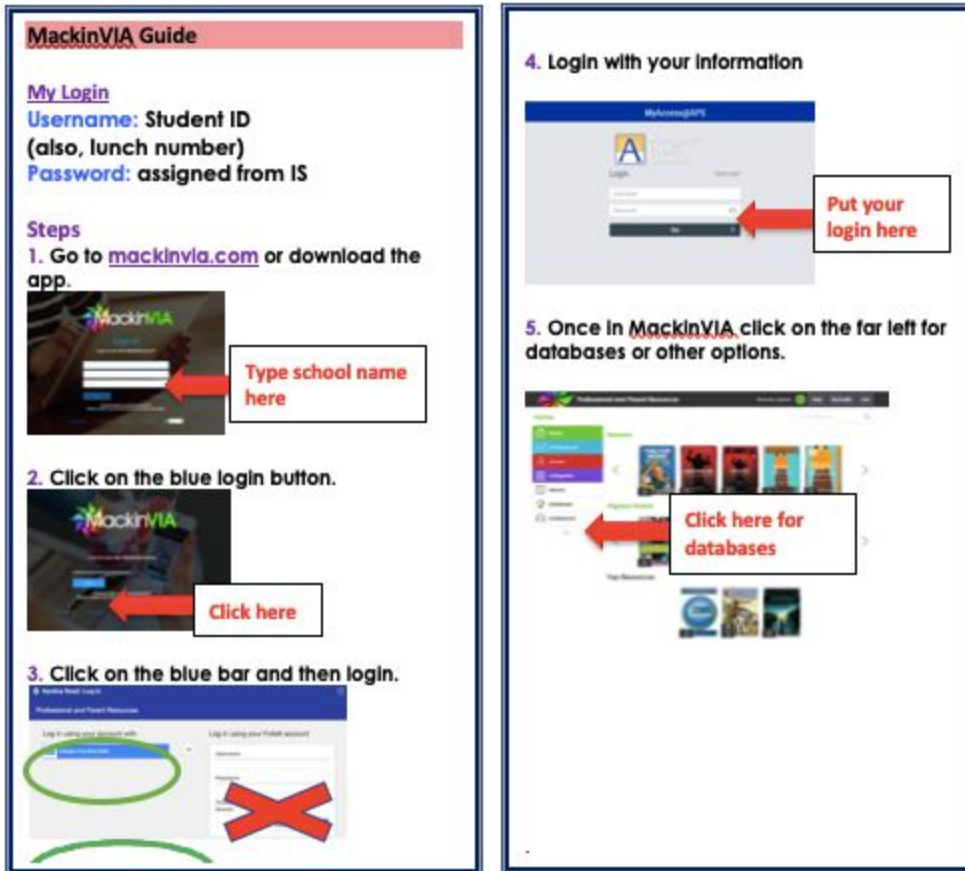
2. Log into the MackinVIA app with the following information

**For School Name:** Tuckahoe Elementary School, Arlington VA

**Username:** Student ID Number

**Password:** 6 digits/characters



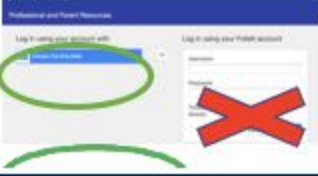
Once you are in the app, On the left-hand menu, select “**databases.**”





**MackinVIA Guide**

**My Login**  
Username: Student ID  
(also, lunch number)  
Password: assigned from IS

**Steps**

1. Go to [mackinvia.com](http://mackinvia.com) or download the app.  
  
Type school name here
2. Click on the blue login button.  
  
Click here
3. Click on the blue bar and then login.  


**4. Login with your Information**  
  
Put your login here

**5. Once in MackinVIA, click on the far left for databases or other options.**  
  
Click here for databases

## Accessing the databases from a Computer or without the MackinVIA app:

Click on a web browser and databases can be accessed by visiting

<https://tuckahoe.apsva.us/library/library-links/> and selecting “Arlington MackinVia.”

## Library Links

[Home](#) / [Library](#) / Library Links



To access these databases **within** the APS network, simply click on the links below. To access these databases **outside** of the APS network, go to [Arlington MackinVia](#) and follow the following steps:

- Under school, begin typing your school name, then select from the drop-down list.
- Type in your “One Login”

2. Select the **blue “APS MyAccess”** bar to log in (using the username/password bars in white will not work).

Tuckahoe Elementary School

Log in using your account with

APS MyAccess

Or

Log in using your Follett account

Username

Password

Trouble logging in? Ask your media specialist or librarian.

Cancel Submit

*If you have issues accessing the library databases, please email Tuckahoe’s librarian, Kristin Brynsvold ([kristin.brynsvold@apsva.us](mailto:kristin.brynsvold@apsva.us)).*